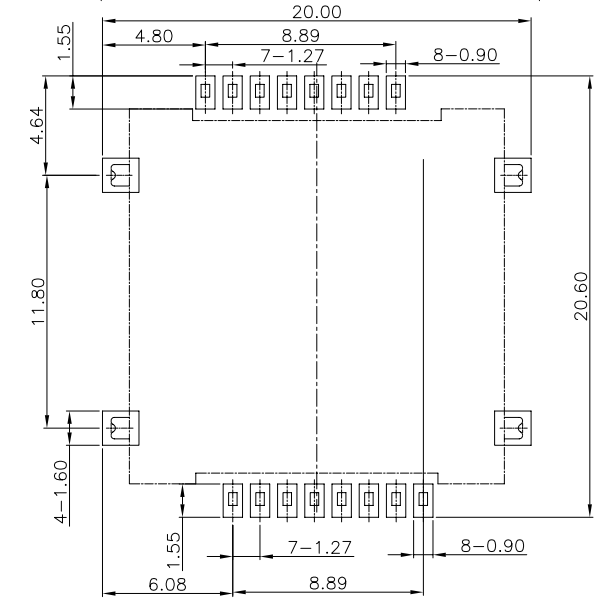
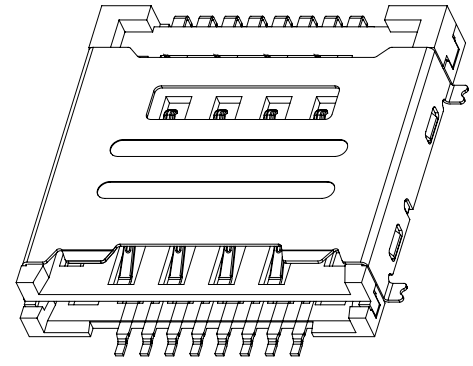
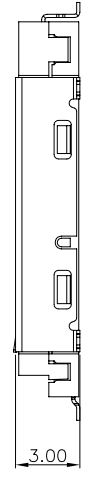
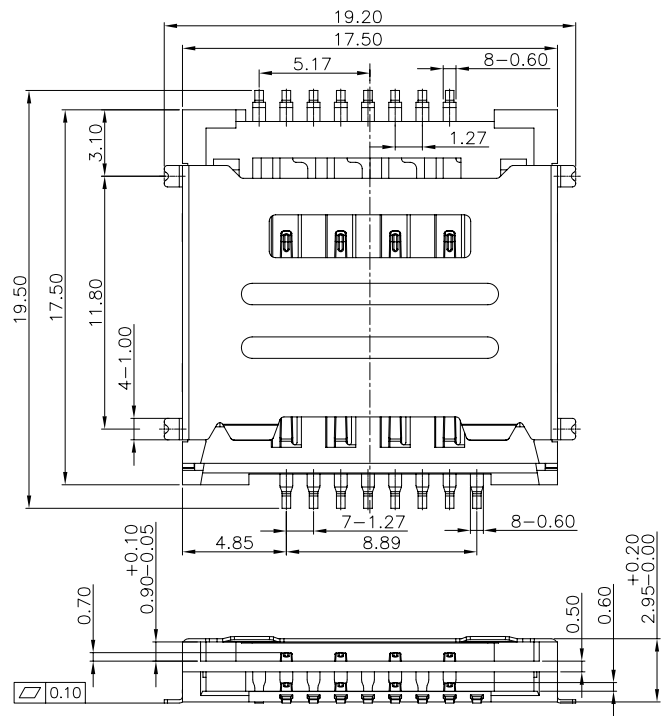
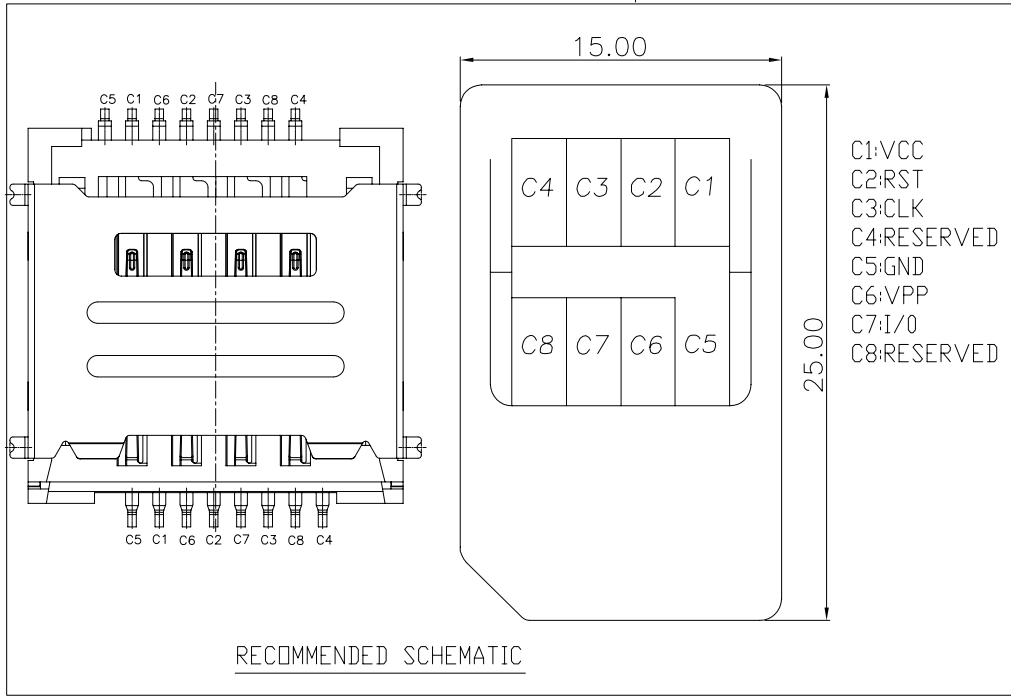


REV	DATE	MODIFICATION	APPROVER
A	20161201	NEW	Jason Lee



RECOMMENDED PC BOARD LAYOUT
TOLFRANCF: +0.05[TOP VIFW]



- C1:VCC
- C2:RST
- C3:CLK
- C4:RESERVED
- C5:GND
- C6:VPP
- C7:I/O
- C8:RESERVED

NOTE:
 1.MATERIAL:
 HOUSING:LCP BLACK UL94V-0
 CONTACT:COPPER ALLOY(C5210)
 SHELL:SUS304
 2.PLATED
 CONTACT AREA GOLD FLASH PLATED OVER NI
 SOLDER TAIL 100u*MIN SN PLATED OVER NI
 SHELL:NICKEL 30u*PLATED OVER ALL,GOLD
 FLASH PLATED ON SOLDER AREA
 3.SPECIFICATION NOTES:
 CONTACT RESISTANCE:100 milliohms MAX
 CURRENT RATING:0.5A
 VOLTAGE RATING:250V
 DIELECTRIC WITHSTANDING VOLTAGE:500V AC

GENERAL TOLERANCE		UNITS mm	NAME: DUAL SIM CARD 8P	
SELECT	✓		PART NO: SI57C-08200	TITLE: DUAL SIM CARD 8P SMT H=3.0mm 弹片加高
DN.	TOL: 1 2 3	MAT'L	APPD: Jason	DWG NO. ATOM-A03266
X.XXX	+0.10±0.05±0.15		FINISH	
X.XX	+0.15±0.13±0.25	Q'TY	DR: JACK	SCALE: 1:1
X.X	+0.20±0.25±0.5		SHEET: 1/1	REV: A
X.	+0.30±0.38±1.00			
ANGLE	±2°			