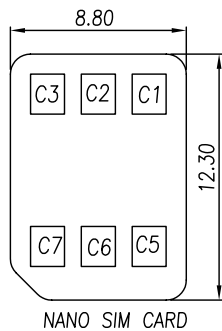
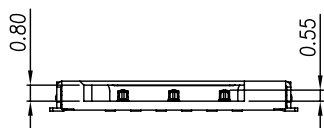
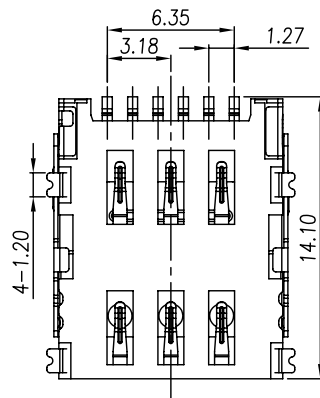
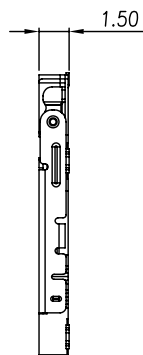
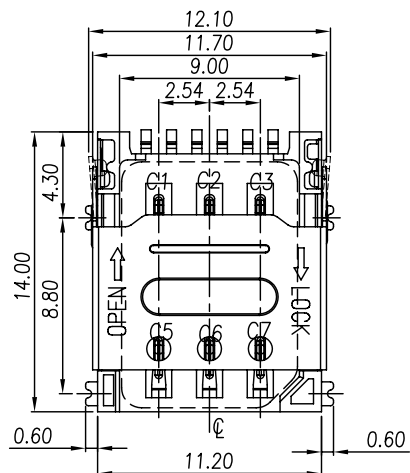


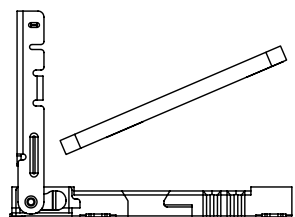
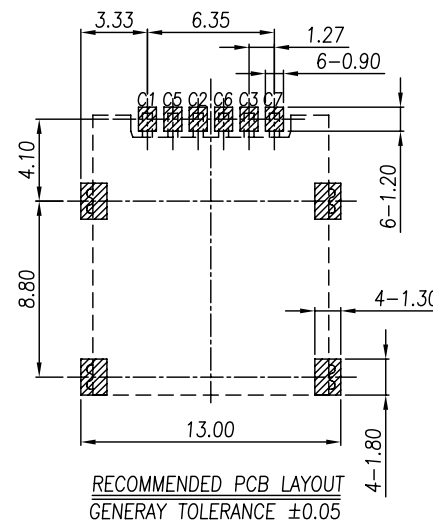
REV.	DATE	ECN NO.	MODIFICATION	APPROVER
A	2015/04/15	/	NEW	Vicky

NOTES:

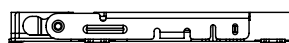
- ELECTRICAL CHARACTERISTICS
 - CONTACT RESISTANCE: 60 Milliohms Max
 - INSULATION RESISTANCE: 1,000 Megohms Min.
 - VOLTAGE RATING: 50V.
 - CURRENT RATING: 1.0A.
- MECHANICAL CHARACTERISTICS
 - OPERATION TEMPERATURE RANGE: -20°C~+85°C
 - DURABILITY: 5000 CYCLES
- MATERIAL:
 - HOUSING: THERMOPLASTIC, LCP UL 94-V0
 - TERMINAL: COPPER ALLOY,
 - SHELL: STAINLESS STEEL SUS,
- FINISHED:
 - TERMINAL: Ni PLATED UNDER, Au MIN PLATED ON CONTACT AREA, AU PLATED ON SOLDER TAIL



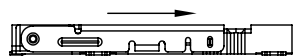
SIM CARD	
Pin No.	NAME
C1	VCC
C2	RST
C3	CLK
C5	GND
C6	VPP
C7	I/O



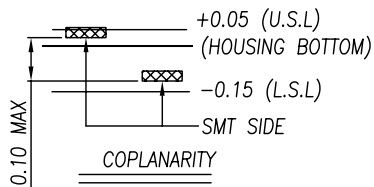
STEP 1 INSERT Micro-SIM CARD



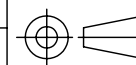
STEP 3 FINISH



STEP 2 PUSH THE SHELL



GENERAL TOLERANCE			UNITS	NAME: NANO SIM		
SELECT	✓		mm	PART NO: SI54C-03200		TITLE: NANO SIM CARD 6P SMT H=1.5mm 掀盖式
ON.	1	2	MAT'L	APPD: Vicky		DWG NO. ATOM-A03085
TOL.			FINISH	CHKD: Doris		
X.XXX			Q'TY	DR: Cmy		
X.XX	±0.20	±0.13				
X.X	±0.30	±0.25				
X.		±0.38				
ANGLE	±2'					



SCALE	SHEET	REV
1:1	1/1	A